



MACHINE SCREWS

SIZE/HEAD TYPE	CHROME PLATED STEEL	CHROME PLATED BRASS	BRASS PLATED STAINLESS	ZINC PLATED STEEL	STAINLESS STEEL
8-32 x 5/8" One Way Oval Head	9403				9409
8-32 x 3/4" One Way Oval Head	9413				9419
8-32 x 1" One Way Oval Head	9423		9422		9429
8-32 x 1-1/8" One Way Oval Head	9443		9442		9449
8-32 x 1-3/8" One Way Oval Head	9463				9469
8-32 x 1-5/8" One Way Oval Head	9483		9482		9489
10-24 x 3/4" One Way Round Head	9513				
10-32 x 1/2" Slotted Flat Head	93783				
10-32 x 3/4" One Way Round Head	9543				
1/4-20 x 3/4" One Way Round Head		9571			
1/4-20 x 3" Phillips Pan Head	94823				
1/4-20 x 4" Phillips Flat Head				94884	




ONE WAY ROUND TAPPING SCREWS

SIZE	CHROME PLATED STEEL	BRASS PLATED	STAINLESS STEEL
6 x 3/4"	9073		
8 x 3/8"	9103		
8 x 1/2"	9113		
10 x 3/8"	9163		
10 x 1/2"			9159
10 x 5/8"	9173	9172	9179
10 x 3/4"	9193		
10 x 1"	9203		
12 x 5/8"	9213		
12 x 1-1/2"	9233		
14 x 1/2"	9253		
14 x 5/8"	9263		
14 x 1"	9283		
14 x 1-3/4"	9343		
14 x 2"	9313		
14 x 2-1/2"	9323		
14 x 3"	9333		



PHILLIPS TAPPING SCREWS

SIZE/HEAD TYPE	CHROME PLATED STEEL	BRASS PLATED STAINLESS	STAINLESS STEEL
10 x 1/2" Phillips Flat Head	90864		
10 x 5/8" Phillips Flat Head	90884		
10 x 3/4" Phillips Pan Head	90933		
10 x 1" Phillips Flat Head	91013		
10 x 1-3/4" Phillips Flat Head			91109
12 x 5/8" Phillips Pan Head	91353		
12 x 1-1/2" Phillips Pan Head	91553		
12 x 2" Phillips Pan Head	91783		
14 x 1/2" (AB) Phillips Pan Head	92003		
14 x 5/8" (A) Phillips Pan Head	92063	92072	92079
14 x 5/8" (AB) Phillips Pan Head	92093		
14 x 1" Phillips Pan Head	92153		
14 x 1-1/2" Phillips Flat Head			92309
14 x 1-3/4" Phillips Pan Head	92353	92362	92369
14 x 2" Phillips Pan Head	92403		92419
14 x 2-1/2" Phillips Pan Head	92503		92519
14 x 3" Phillips Pan Head	92603		
12 x 1-1/2" Square Recess Pan Head	91543		




10-24 SHOULDER SCREWS

SIZE/HEAD TYPE	CHROME PLATED STEEL	CHROME PLATED BRASS	BRASS PLATED	STAINLESS STEEL
# 3/8" One Way Round Head	9883	9881		9889
1/2" One Way Round Head	9773	9771	9772	9779
3/4" One Way Round Head	9783	9781	9782	9789
15/16" One Way Round Head	9793	9791	9792	9799
1-1/16" One Way Round Head	9803	9801	9802	9809
1-3/16" One Way Round Head	9813	9811	9812	9819
1-5/16" One Way Round Head	9823	9821	9822	9829
1-5/16" Phillips Round Head		9861		
1-1/2" One Way Round Head	9873			

3/8" has full threads (no shoulder)


ALL BARREL NUT & SHOULDER SCREWS HAVE A 1/4" OUTER DIAMETER



BARREL NUTS


SIZE/HEAD TYPE	CHROME PLATED STEEL	CHROME PLATED BRASS	BRASS PLATED	STAINLESS STEEL
8-32 x 1/2" Unslotted Head	9763		9762	9769
10-24 x 1/2" Phillips Round Head	9723	9721		
10-24 x 1/2" One Way Round Head	9703	9701	9702	9709
10-24 x 5/8" One Way Round Head	9713	9711	9712	9719

SIX LOBE FASTENERS (T-27 HEADS)



10-24 BARREL NUTS


LENGTH	CHROME PLATED STEEL	STAINLESS STEEL
1/2"	88203	88209
5/8"	88213	88219



8-32 OVAL HEAD (T-20)

LENGTH	CHROME PLATED STEEL	STAINLESS STEEL
5/8"	88313	88319
3/4"	88323	88329
1"	88333	88339
1-1/8"	88343	88349
1-3/8"	88353	88359
1-5/8"	88363	88369


ALL BARREL NUT & SHOULDER SCREWS HAVE A 1/4" OUTER DIAMETER



10-24 SHOULDER SCREWS


LENGTH	CHROME PLATED STEEL	STAINLESS STEEL
# 3/8"	88223	88229
1/2"	88233	88239
3/4"	88243	88249
15/16"	88253	88259
1-1/16"	88263	88269
1-3/16"	88273	88279
1-5/16"	88283	88289
1-3/8"	88293	

3/8" has full threads (no shoulder)




10-24 SHOULDER SCREWS WITHOUT CENTER PIN

LENGTH	CHROME PLATED STEEL
1/2"	88133
3/4"	88143
15/16"	88153
1-1/16"	88163
1-3/16"	88173
1-5/16"	88183



PAN HEAD TAPPING SCREWS WITHOUT CENTER PIN

SIZE	CHROME PLATED STEEL
12 x 1-1/2"	91613
14 x 1-3/4"	92373



TAPPING SCREWS

SIZE/HEAD TYPE	CHROME PLATED STEEL	STAINLESS STEEL
10 x 5/8" Pan Head	90963	90969
10 x 3/4" Pan Head	90943	90949
10 x 1" Flat Head (T-20)	91053	91059
12 x 7/16" Pan Head		91429
12 x 1-1/2" Truss Head	91813	91819
12 x 2" Truss Head	91913	91919
12 x 2-1/2" Truss Head	91903	91909
* 14 x 1/2" Pan Head	92083	92089
* 14 x 5/8" Pan Head	92193	92199
14 x 5/8" Truss Head	92213	92219
14 x 3/4" Pan Head		90929
14 x 1" Truss Head	92183	92189
14 x 1-1/2" Pan Head		92319
14 x 1-3/4" Pan Head	92423	92429
14 x 2" Pan Head	92383	92389
14 x 2-1/4" Pan Head		92449
14 x 2-1/2" Pan Head	92393	



CHROME PLATED STEEL DRIVERS

8905	3 Pack One Way Screw Removers
8915	One Way Screw Remover (Sizes 6-8)
8925	One Way Screw Remover (Sizes 8-10)
8935	One Way Screw Remover (Sizes 12-14)
8965	Use with all Hex Bits (Magnetic End)

HARDENED STEEL BITS

96513	Six Lobe Hex Bit (T-20)
96503	Six Lobe Hex Bit (T-27)
96523	Six Lobe Hex Bit (T-30)
96533	Six Lobe Hex Bit Combo (T-20 & T-27) (Can not be used with Driver)

B - "Blunt" Tip (Type MS)
* - Type #410 Stainless Steel